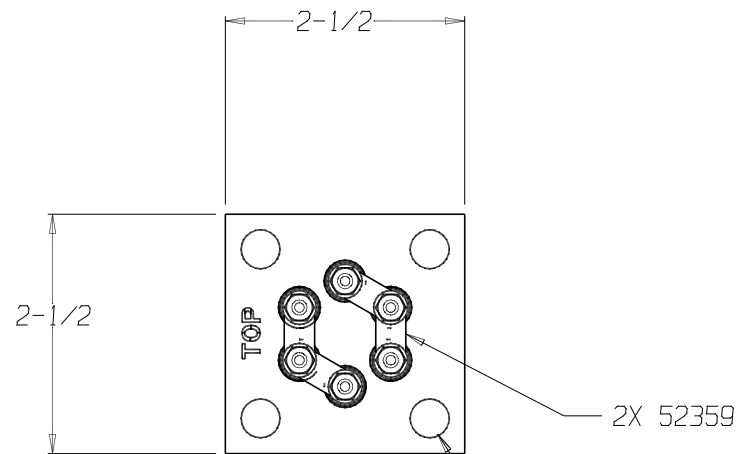
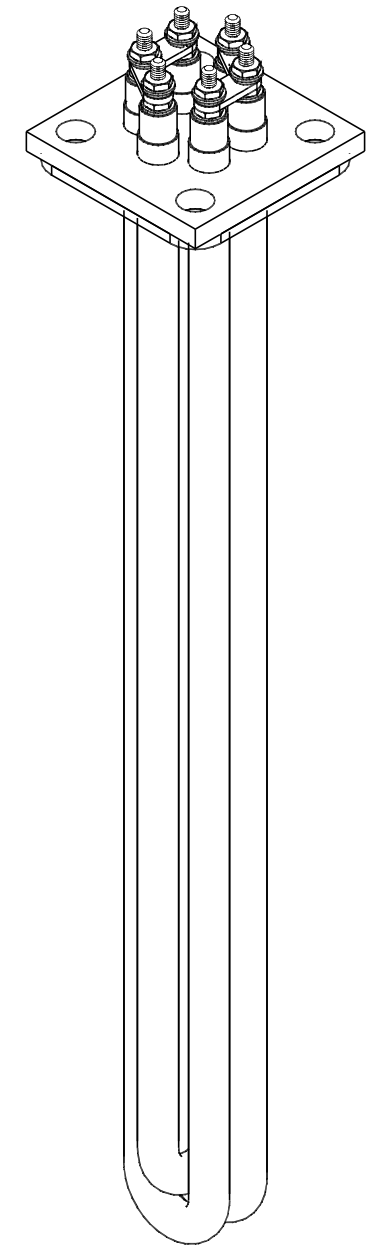

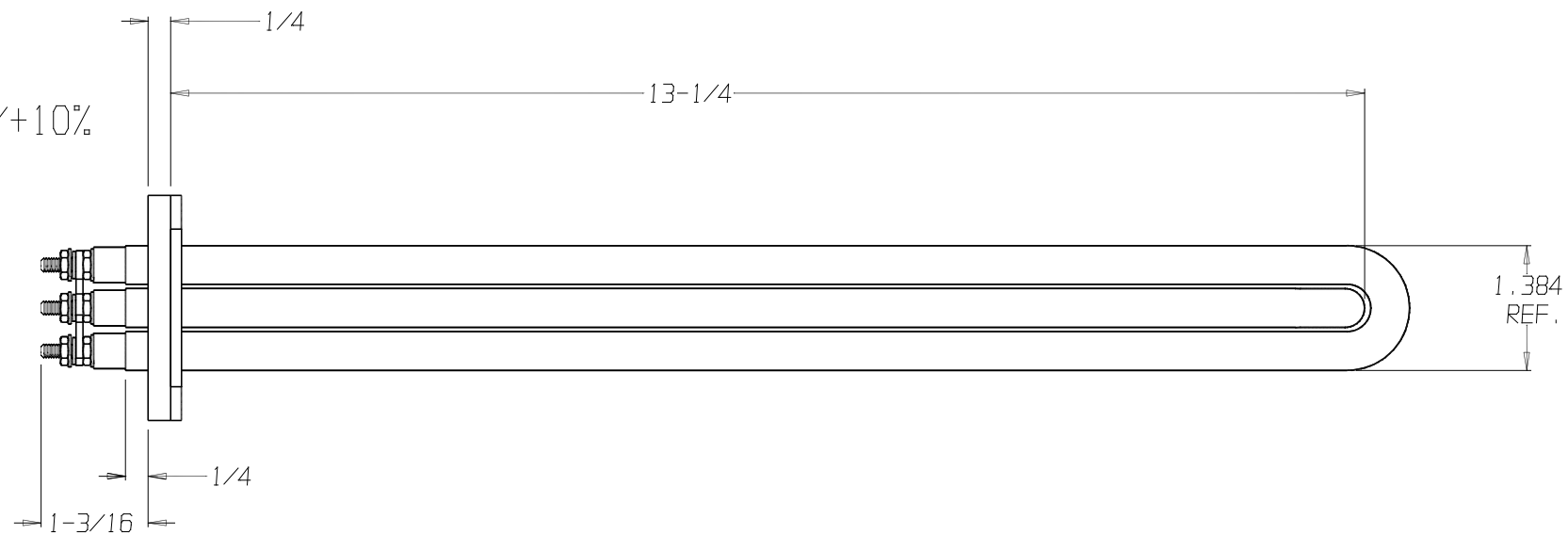


THIS DOCUMENT AND THE DATA DISCLOSED HEREIN OR HERewith IS NOT TO BE REPRODUCED, USED, OR DISCLOSED IN WHOLE OR IN PART TO ANYONE WITHOUT THE PERMISSION OF HARTFORD EICHENAUER, INC.

REVISIONS			
LTR/NO	DESCRIPTION	DATE	APPROVED
1	PRODUCTION RELEASE	06/12/06	SJH

NOTES:

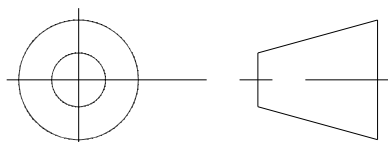
1. DIMENSIONS IN INCHES
2. FLANGE MATERIAL: MILD STEEL
3. TUBE MATERIAL: 1.4571
4. TERMINAL PINS: M4 X .7 WITH NUTS AND WASHERS AS SHOWN
5. COLD RESISTANCE: 17.4Ω -5%/+10% (16.5 - 19.1) PER TUBE
6. BUSS TO BUSS RESISTANCE: 5.8Ω -5%/+10% (5.5 - 6.4) WHEN ASSEMBLED
7. SILVER BRAZE TUBE TO FLANGE
8. SHEATH WATT DENSITY: 100 W/IN²



4X ϕ .406 EQUALLY SPACED ON 2.50 B.C. DIAMETER

52375 52367 GASKET

THIRD ANGLE PROJECTION



TOLERANCES UNLESS OTHERWISE SPECIFIED	
DEC	FRACTIONS ANGLES
.0 ± .06	
.00 ± .025 ± 1/16	± 1°
.000 ± .010	
APPROVALS	DATE
DRAWN S. HEBERT	06/12/06
CHECKED -	-

EICHENAUER INC.
292 Sunapee St., Newport, NH 03773
TEL: 603-863-1454 FAX: 603-863-1248



TITLE FLANGED TUBULAR HEATER 240V, 9.75KW, 1PH			
SIZE B	FSCM NO.	DWG. NO. 300466J	REV. 1
SCALE 1:2	SHEET 1 of 1		