

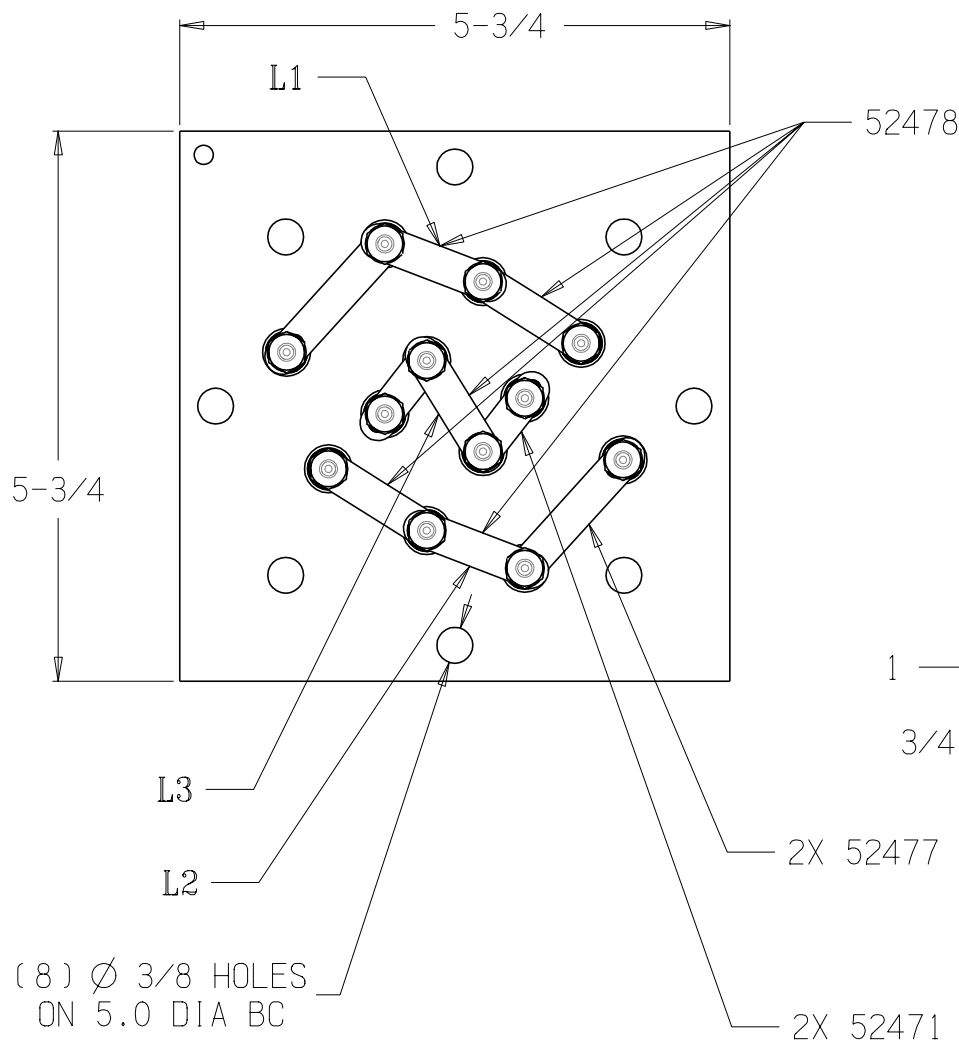
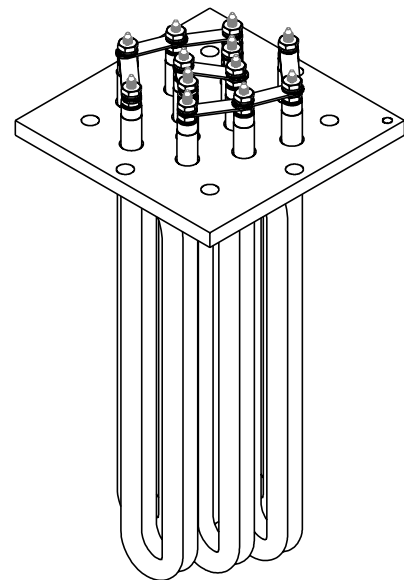
THIS DOCUMENT AND THE DATA DISCLOSED HEREIN OR HEREWITH IS NOT TO BE REPRODUCED, USED, OR DISCLOSED IN WHOLE OR IN PART TO ANYONE WITHOUT THE PERMISSION OF HARTFORD EICHENAUER, INC.

REVISIONS			
LTR/NO	DESCRIPTION	DATE	APPROVED
1	PRODUCTION RELEASE (WAS P1181)	04/15/05	SJH
2	ADDED 52546 PER ECN 008-06	06/21/06	SJH

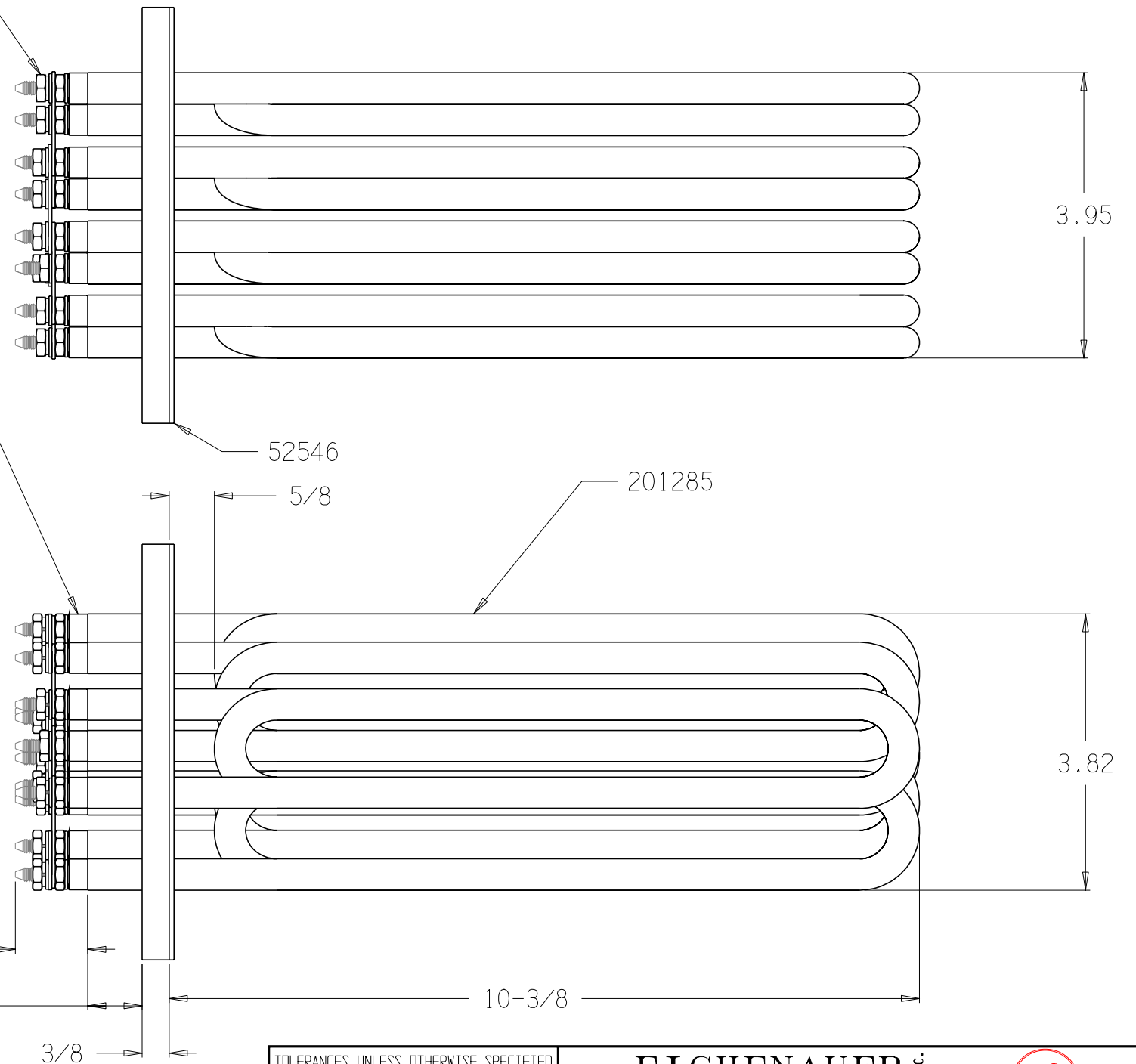
NOTES:

1. DIMENSIONS IN INCHES
2. FLANGE MATERIAL: STEEL
3. SHEATH MATERIAL: 1.4571
4. TERMINAL PINS: #10-32 WITH NUTS & WASHERS AS SHOWN
5. COLD RESISTANCE:  $36.1 \Omega \pm 10\% / -5\%$  (34.4 - 39.8) PER TUBE
6. TOTAL RESISTANCE:  $12.0 \Omega \pm 10\% / -5\%$  (11.5 - 13.3) L1-L2, L2-L3, L1-L3
7. TIGHTEN TOP NUTS TO 30 IN-LBS TORQUE
8. SHEATH WATT DENSITY: 119 W/IN<sup>2</sup>
9. UL FILE: E76225, MODEL 2202
10. WIRING DIAGRAM: WDG-003

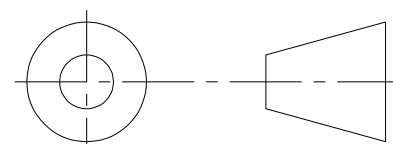
24X 52325 FLAT WASHERS  
 24X 50471 HEX NUTS  
 12X 52470 SPLIT WASHERS



(8)  $\varnothing$  3/8 HOLES ON 5.0 DIA BC



THIRD ANGLE PROJECTION



TOLERANCES UNLESS OTHERWISE SPECIFIED	
DEC	FRACTIONS ANGLES
.X $\pm$ .06	
.XX $\pm$ .025	$\pm$ 1/16 $\pm$ 1°
.XXX $\pm$ .010	
APPROVALS	DATE
DRAWN S. HEBERT	04/15/05
CHECKED	

**EICHENAUER INC.**  
 292 Sunapee St., Newport, NH 03773  
 TEL: 603-863-1454 FAX: 603-863-1248



TITLE **5-3/4" FLANGED IMMERSERS**  
**480V 37.5KW 3PH**

SIZE B	FSCM NO.	DWG. NO. 300509H	REV. 2
SCALE 1:2	SHEET 1 of 1		