

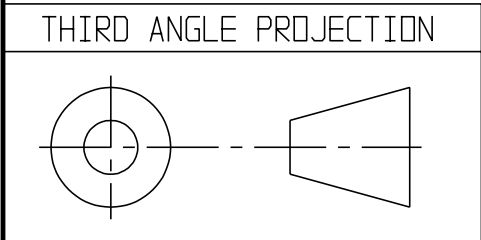
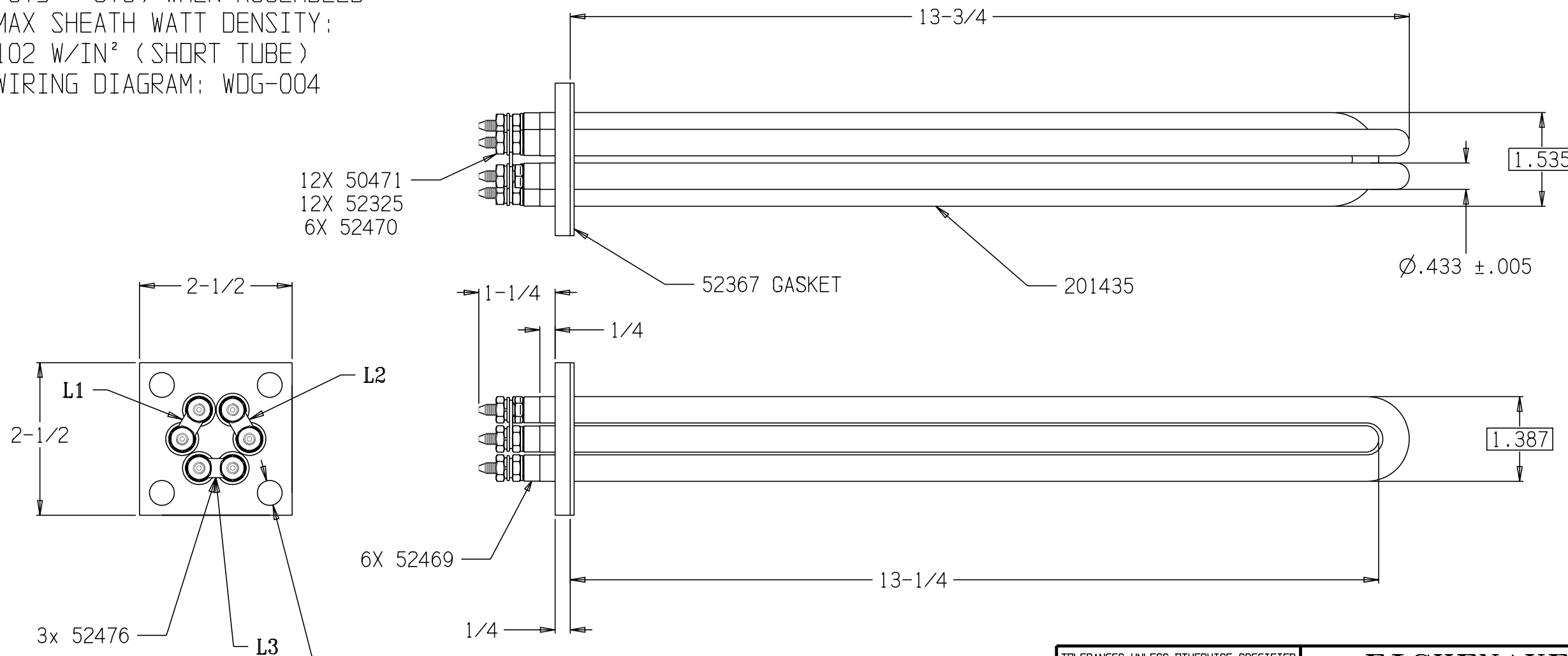

THIS DOCUMENT AND THE DATA DISCLOSED HEREIN OR HEREWITH IS NOT TO BE REPRODUCED, USED, OR DISCLOSED IN WHOLE OR IN PART TO ANYONE WITHOUT THE PERMISSION OF EICHENAUER, INC.

6 REVISED PER ECN 010-13 1/07/14 SJH

REVISIONS			
LTR/NO	DESCRIPTION	DATE	APPROVED
1	PRODUCTION RELEASE (WAS P1067A)	4/10/03	SJH
2	ECN 013-03, ADDED "TOP" TO FLANGE	15APR03	JB
3	ADDED NOTES 9 & 10 PER ECN 054-03	10/29/03	SJH
4	JUMPERS REVISED PER ECN 032-04	7/30/04	SJH
5	REVISED PER ECN 031-10	4/10/10	SJH

NOTES:

1. DIMENSIONS IN INCHES
2. FLANGE MATERIAL: STEEL
3. TUBE MATERIAL: STAINLESS STEEL
4. TERMINAL PINS: #10-32 WITH NUTS & WASHERS AS SHOWN. TIGHTEN TOP NUTS TO 25 IN-LBS
5. COLD RESISTANCE:  $13.1 \Omega \pm 10\% / -5\%$  (12.4 - 14.4) PER TUBE
6. BUSS TO BUSS RESISTANCE:  $8.7 \Omega \pm 10\% / -5\%$  (8.3 - 9.6) WHEN ASSEMBLED
7. MAX SHEATH WATT DENSITY: 102 W/IN<sup>2</sup> (SHORT TUBE)
8. WIRING DIAGRAM: WDG-004



TOLERANCES UNLESS OTHERWISE SPECIFIED	
DEC	FRACTIONS ANGLES
.X $\pm .06$	
.XX $\pm .025$	$\pm 1/16$ $\pm 1^\circ$
.XXX $\pm .010$	
APPROVALS	DATE
DRAWN S. HEBERT	4/10/03
CHECKED	

**EICHENAUER INC.**  
292 Sunapee St., Newport, NH 03773  
TEL: 603-863-1454 FAX: 603-863-1248

TITLE **FLANGED IMMERSION HTR**  
**208V, 9.75KW, 3PH**

SIZE **B** FSCM NO. DWG. NO. **300465H** REV. **6**

SCALE 1:2 SHEET 1 of 1