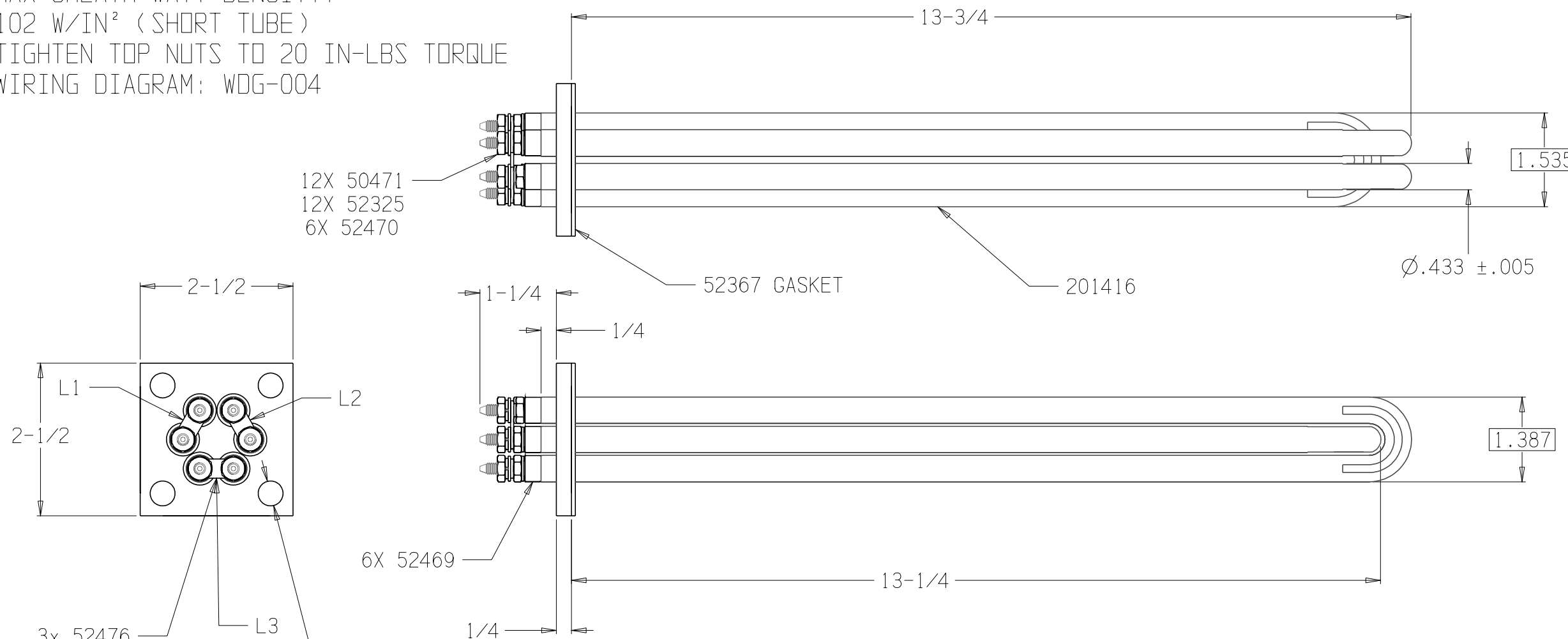



THIS DOCUMENT AND THE DATA DISCLOSED HEREIN OR HEREWITH IS NOT TO BE REPRODUCED, USED, OR DISCLOSED IN WHOLE OR IN PART TO ANYONE WITHOUT THE PERMISSION OF EICHENAUER, INC.

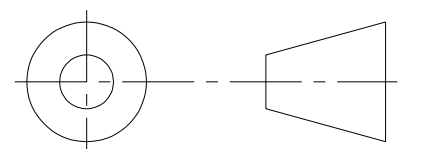
REVISIONS			
LTR/NO	DESCRIPTION	DATE	APPROVED
1	PRODUCTION RELEASE (WAS P1067C)	4/10/03	SJH
2	ECN 013-03, ADDED "TOP" TO FLANGE	15APR03	JB
3	JUMPERS REVISED PER ECN 032-04	7/30/04	SJH
4	REVISED PER ECN 017-10	4/01/10	SJH

NOTES:

1. DIMENSIONS IN INCHES
2. FLANGE MATERIAL: STEEL
3. TUBE MATERIAL: 1.4571
4. TERMINAL PINS: 10-32 WITH NUTS & WASHERS AS SHOWN
5. COLD RESISTANCE: $69.5 \Omega +10\%/-5\%$
(76.5 - 66.2) PER TUBE
6. BUSS TO BUSS RESISTANCE: $46.3 \Omega +10\%/-5\%$
(51.0 - 44.1) WHEN ASSEMBLED
7. MAX SHEATH WATT DENSITY:
102 W/IN² (SHORT TUBE)
8. TIGHTEN TOP NUTS TO 20 IN-LBS TORQUE
9. WIRING DIAGRAM: WDG-004



THIRD ANGLE PROJECTION



TOLERANCES UNLESS OTHERWISE SPECIFIED		EICHENAUER INC. 292 Sunapee St., Newport, NH 03773 TEL: 603-863-1454 FAX: 603-863-1248					
DEC	FRACTIONS				ANGLES		
.X ±.06			TITLE FLANGED IMMERSION HTR 480V, 9.75KW, 3PH	REV. 4			
.XX ±.025	± 1/16	± 1°					
.XXX ±.010							
APPROVALS		DATE		SIZE	FSCM NO.	DWG. NO.	SHEET
DRAWN S. HEBERT		4/10/03		B		300467H	1 of 1
CHECKED				SCALE			
				1:2			