

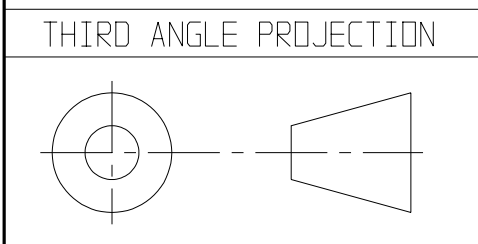
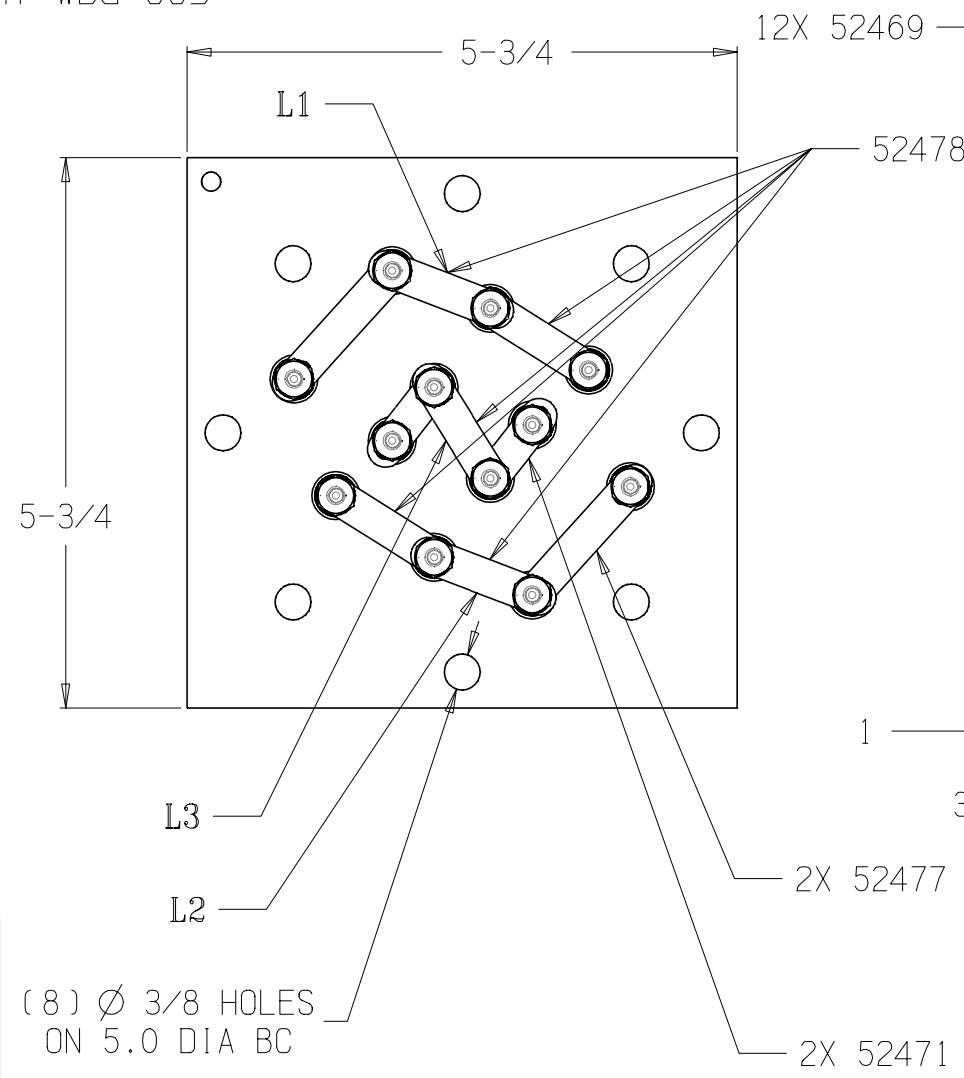
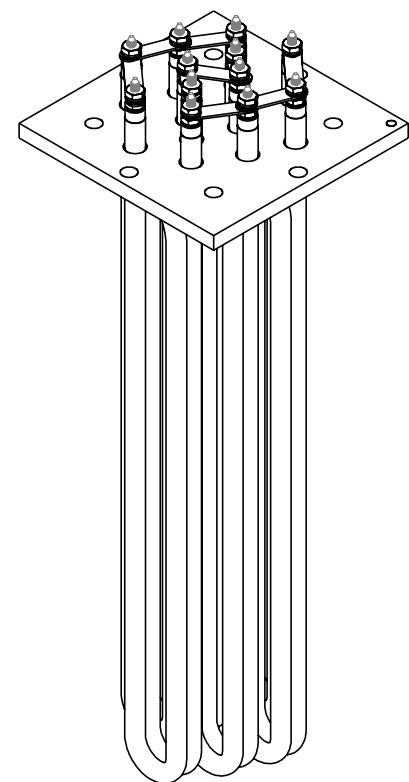
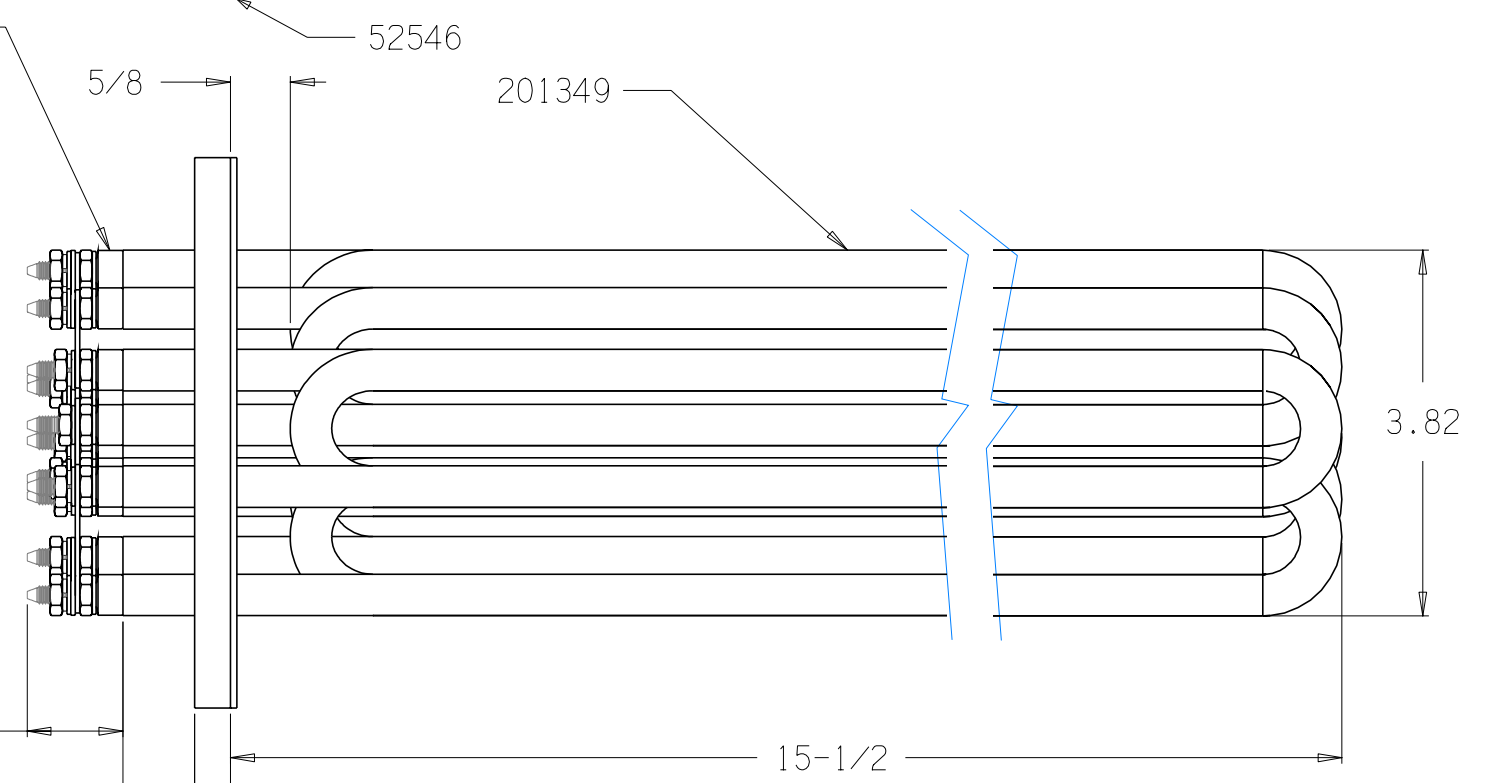
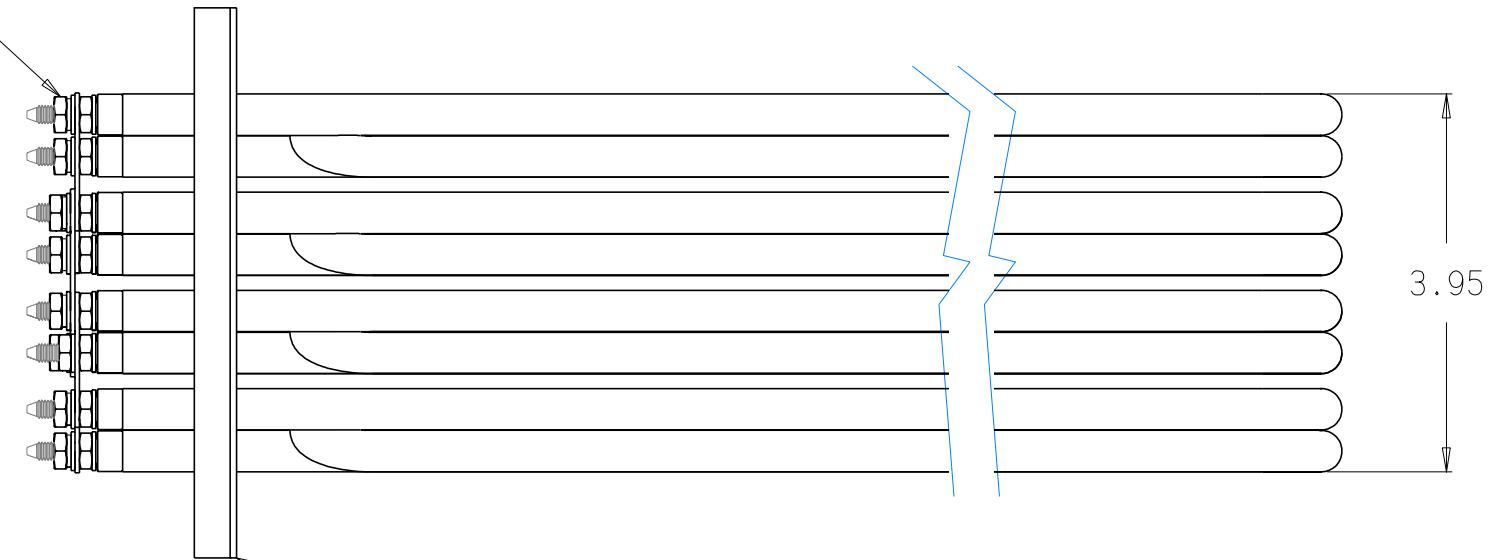
THIS DOCUMENT AND THE DATA DISCLOSED HEREIN OR HEREWITH IS NOT TO BE REPRODUCED, USED, OR DISCLOSED IN WHOLE OR IN PART TO ANYONE WITHOUT THE PERMISSION OF HARTFORD EICHENAUER, INC.

REVISIONS			
LTR/NO	DESCRIPTION	DATE	APPROVED
1	PRODUCTION RELEASE	02/26/08	SJH
2	REVISED PER ECN 045-10	11/05/10	SJH

NOTES:

1. DIMENSIONS IN INCHES
2. FLANGE MATERIAL: STEEL
3. SHEATH MATERIAL: 1.4571
4. TERMINAL PINS: #10-32 WITH NUTS & WASHERS AS SHOWN
5. COLD RESISTANCE: 30.1Ω +10%/-5% (28.7 - 33.1) PER TUBE
6. TOTAL RESISTANCE: 10.0Ω +10%/-5% (9.6 - 11.0) L1-L2, L2-L3, L1-L3
7. TIGHTEN TOP NUTS TO 30 IN-LBS TORQUE
8. SHEATH WATT DENSITY: 93 W/IN²
9. UL FILE: E76225, MODEL 2202
10. WIRING DIAGRAM: WDG-003

24X 52325 FLAT WASHERS
 24X 50471 HEX NUTS
 12X 52470 SPLIT WASHERS



TOLERANCES UNLESS OTHERWISE SPECIFIED		EICHENAUER INC. 292 Sunapee St., Newport, NH 03773 TEL: 603-863-1454 FAX: 603-863-1248					
DEC	FRACTIONS ANGLES						
.X ± .06		TITLE 5-3/4" FLANGED IMMERS 480V 45KW 3PH	SIZE B	FSCM NO.	DWG. NO. 300537H	REV. 2	
.XX ± .025 ± 1/16	± 1°						
.XXX ± .010							
APPROVALS DRAWN S. HEBERT CHECKED		DATE 02/26/08		SCALE 1:2		SHEET 1 of 1	