

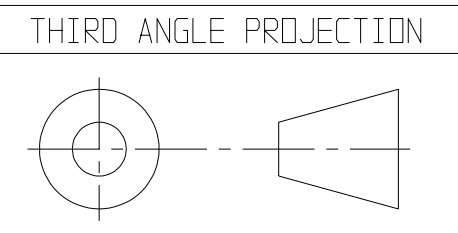
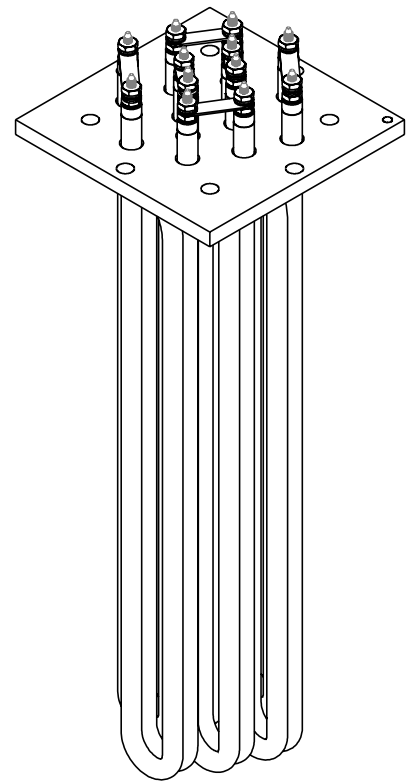
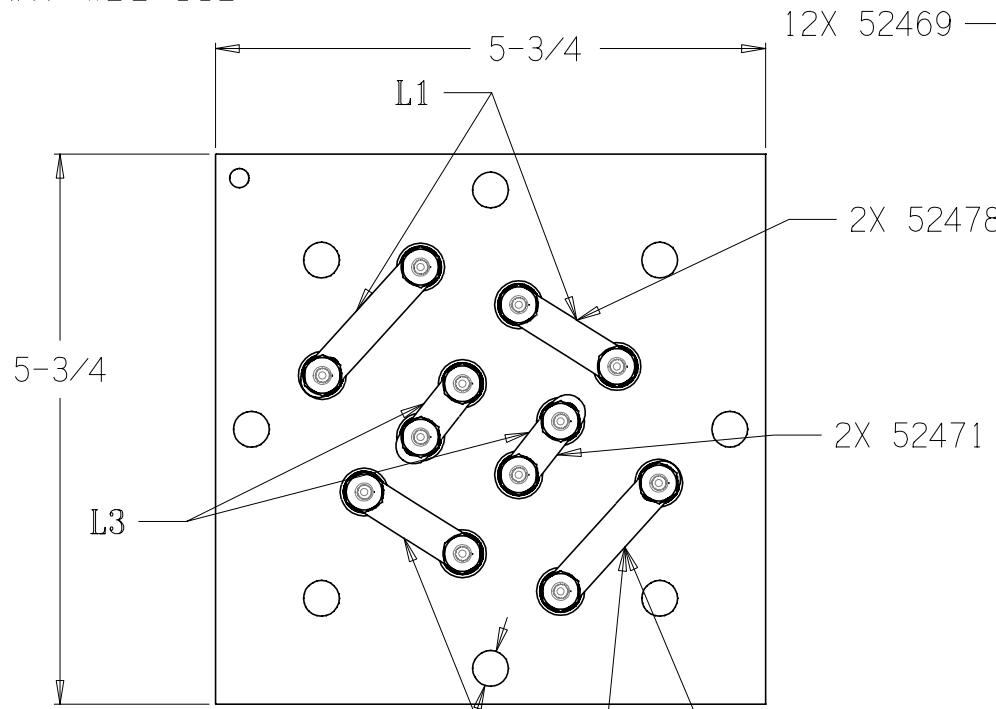
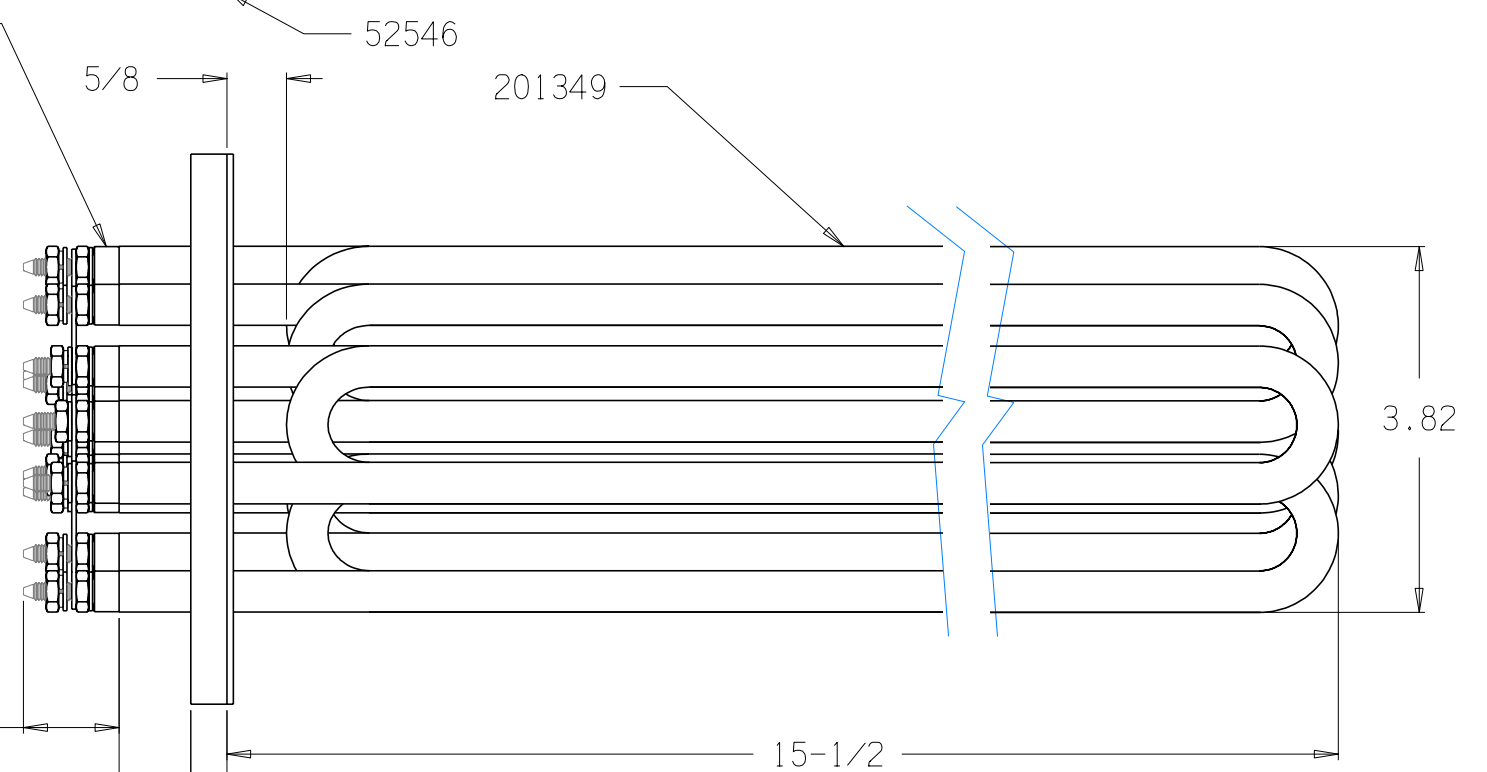
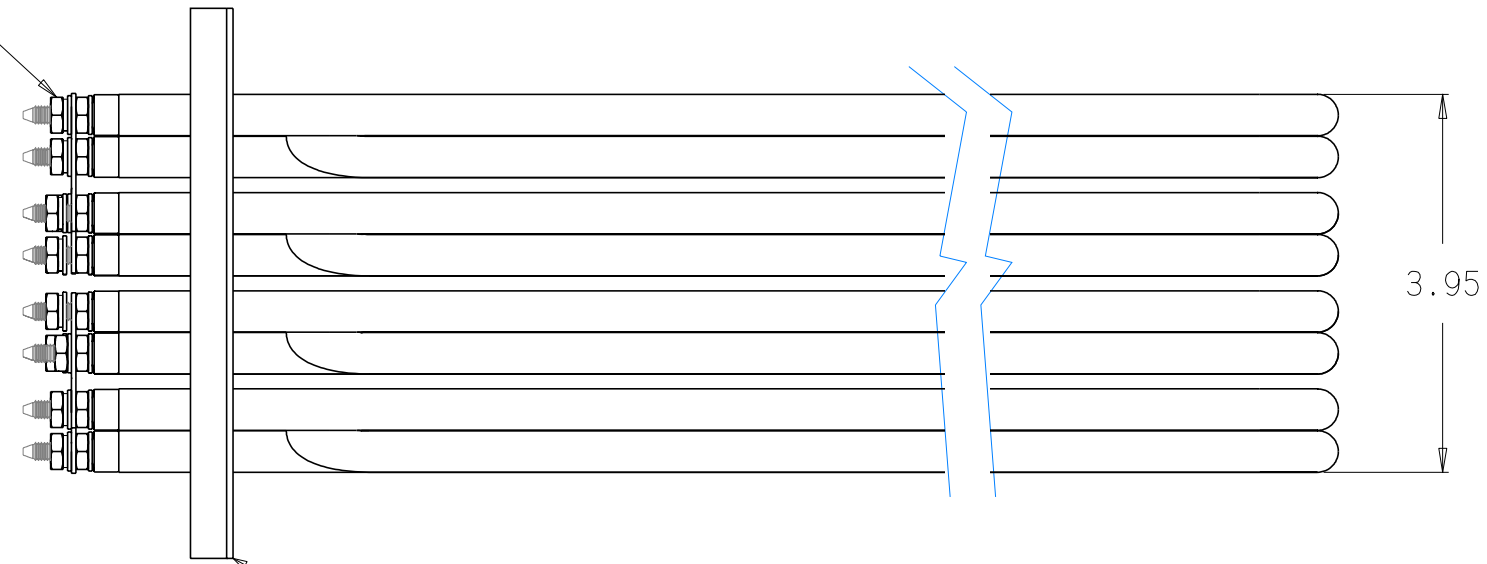
THIS DOCUMENT AND THE DATA DISCLOSED HEREIN OR HEREWITH IS NOT TO BE REPRODUCED, USED, OR DISCLOSED IN WHOLE OR IN PART TO ANYONE WITHOUT THE PERMISSION OF HARTFORD EICHENAUER, INC.

| REVISIONS | | | |
|-----------|-------------------------------|----------|----------|
| LTR/NO | DESCRIPTION | DATE | APPROVED |
| 1 | PRODUCTION RELEASE | 08/21/09 | SJH |
| 2 | REVISED PER ECN 045-10 | 11/05/10 | SJH |
| 3 | LABELS REVISED PER ECN 014-11 | 6/14/11 | SJH |

NOTES:

1. DIMENSIONS IN INCHES
2. FLANGE MATERIAL: STEEL
3. SHEATH MATERIAL: 1.4571
4. TERMINAL PINS: #10-32 WITH NUTS & WASHERS AS SHOWN
5. COLD RESISTANCE: 30.1Ω $\pm 10\%$ / -5% (28.7 - 33.1) PER TUBE
6. TOTAL RESISTANCE: 20.1Ω $\pm 10\%$ / -5% (19.1 - 22.1) L1-L2, L2-L3, L1-L3
7. TIGHTEN TOP NUTS TO 30 IN-LBS TORQUE
8. SHEATH WATT DENSITY: 93 W/IN²
9. UL FILE: E76225, MODEL 2202
10. WIRING DIAGRAM: WDG-003

24X 52325 FLAT WASHERS
 24X 50471 HEX NUTS
 12X 52470 SPLIT WASHERS



(8) \varnothing 3/8 HOLES ON 5.0 DIA BC

| TOLERANCES UNLESS OTHERWISE SPECIFIED | |
|---------------------------------------|------------------|
| DEC | FRACTIONS ANGLES |
| .X \pm .06 | |
| .XX \pm .025 \pm 1/16 | \pm 1° |
| .XXX \pm .010 | |

| APPROVALS | DATE |
|-----------------|----------|
| DRAWN S. HEBERT | 08/21/09 |
| CHECKED | |

EICHENAUER INC.
 292 Sunapee St., Newport, NH 03773
 TEL: 603-863-1454 FAX: 603-863-1248

5-3/4" FLANGED IMMERS
480V 45KW 3PH

DWG. NO. **300537K** REV. **3**

SCALE 1:2 SHEET 1 of 1