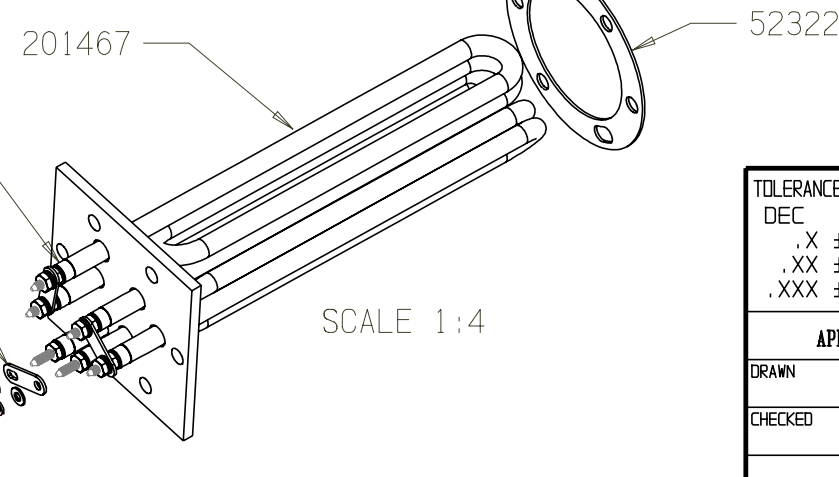
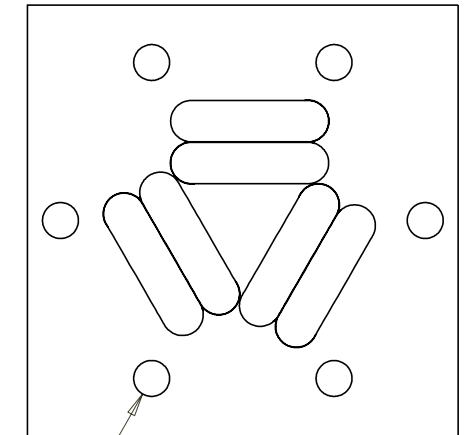

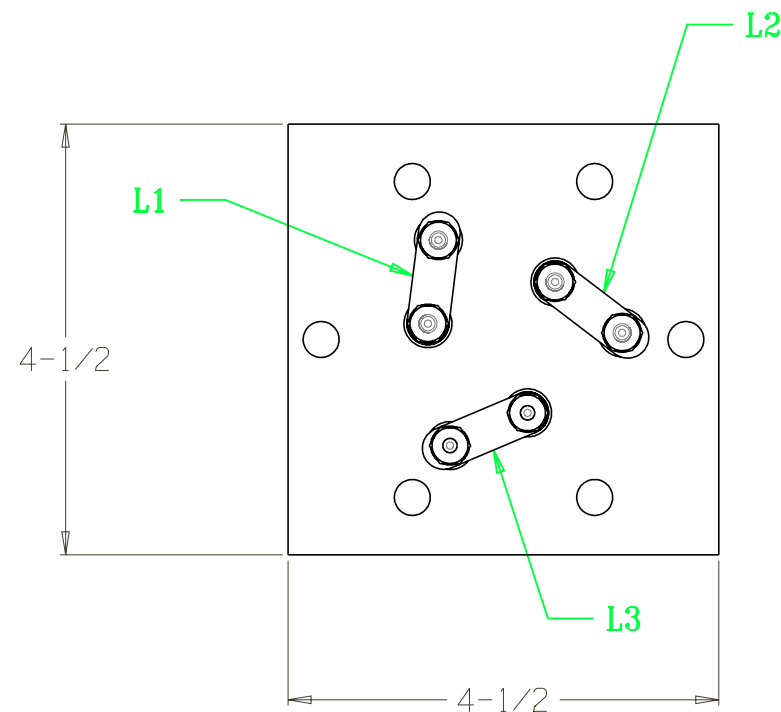
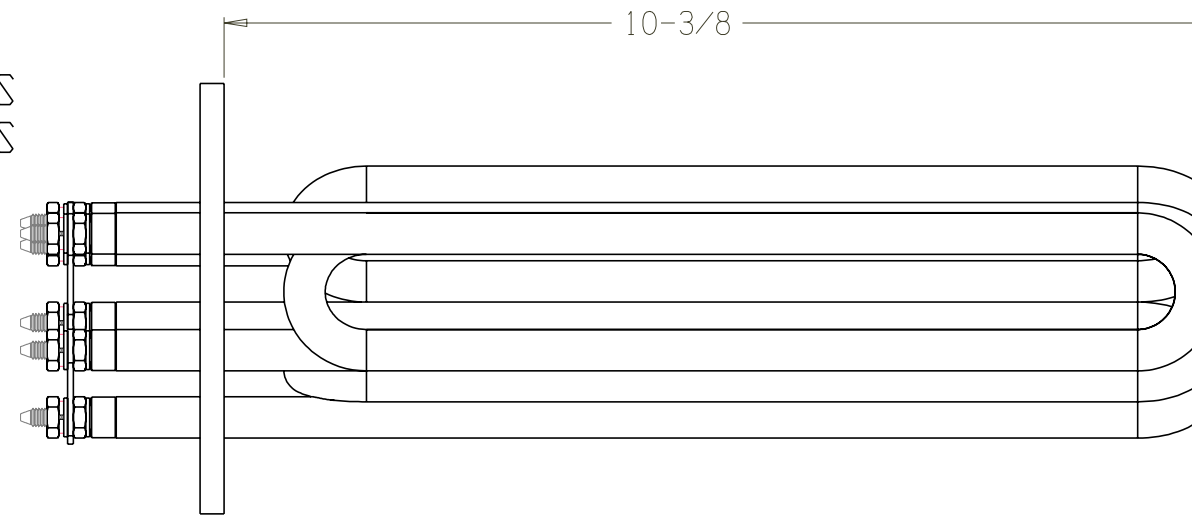


THIS DOCUMENT AND THE DATA DISCLOSED HEREIN OR HEREWITH IS NOT TO BE REPRODUCED, USED, OR DISCLOSED IN WHOLE OR IN PART TO ANYONE WITHOUT THE PERMISSION OF EICHENAUER, INC.

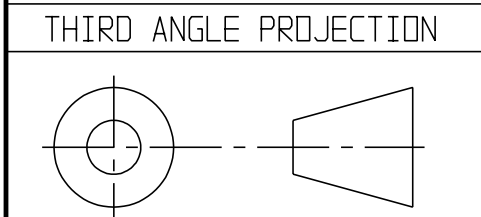
REVISIONS			
LTR/NO	DESCRIPTION	DATE	APPROVED
1	PRODUCTION RELEASE	5/16/12	SJH
2	UL # REVISED PER ECN 010-13	1/07/14	SJH
3	B.C. CORRECTED PER ECN 011-15	8/26/15	SJH

NOTES:

1. DIMENSIONS IN INCHES
2. FLANGE MATERIAL: STEEL
3. SHEATH MATERIAL: STAINLESS STEEL
4. TERMINAL PINS: #10-32 WITH NUTS & WASHERS AS SHOWN. TOP NUTS TIGHTENED TO 25 IN-LBS
5. COLD RESISTANCE: $36.9 \Omega \pm 10\%/-5\%$ (35.8 - 41.0) PER TUBE
6. BUSS TO BUSS RESISTANCE: $24.6 \Omega \pm 10\%/-5\%$ (23.9 - 27.3) WHEN ASSEMBLED
7. SHEATH WATT DENSITY: 113 W/IN²
8. UL FILE: E76225 MODEL: 950-30-11
9. WIRING DIAGRAM: WDG-006



SCALE 1:4



TOLERANCES UNLESS OTHERWISE SPECIFIED	
DEC	FRACTIONS ANGLES
.X ±.06	
.XX ±.025 ± 1/16	±1°
.XXX ±.010	
APPROVALS	DATE
DRAWN S. HEBERT	5/16/12
CHECKED	

EICHENAUER INC.
 292 Sunapee St., Newport, NH 03773
 TEL: 603-863-1454 FAX: 603-863-1248

FLANGED BOILER HEATER
480V 18KW 3PH

SIZE B FSCM NO. DWG. NO. 300603H REV. 3

SCALE 1:2 SHEET 1 of 1